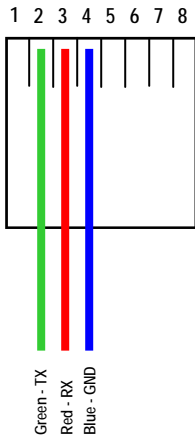
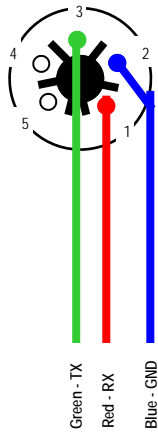


Standard Wiring - rs232 / rs485

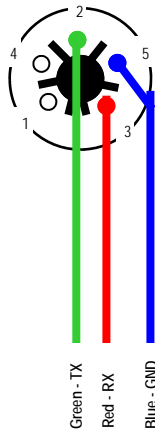
RJ45



5 pin DIN External

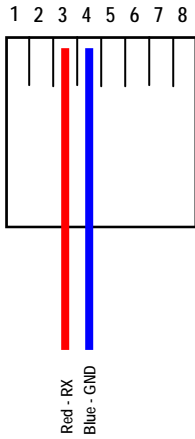


5 pin DIN Internal

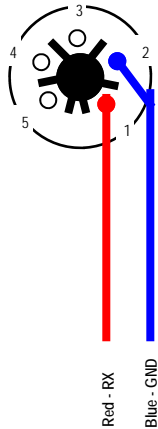


RS 232 CONNECTION

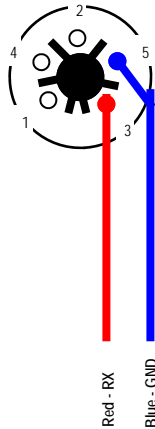
RJ45



5 pin DIN External

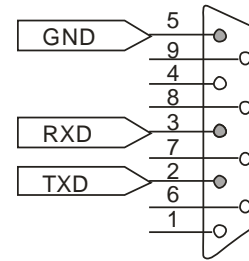


5 pin DIN Internal



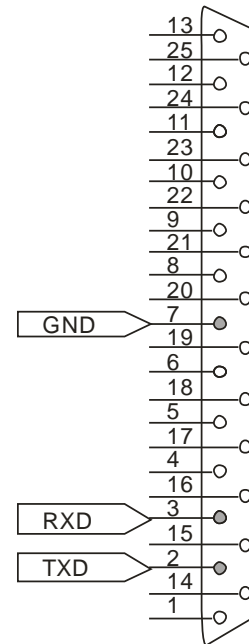
RS 485 CONNECTION

PC COM



CONNECTOR DB9

PC COM



CONNECTOR DB 25

PC COMMS

SINGLE LINE DISPLAYS

BI - LINE DISPLAYS

MULTI LINE DISPLAYS